



ULN2803

LINEAR INTEGRATED CIRCUIT

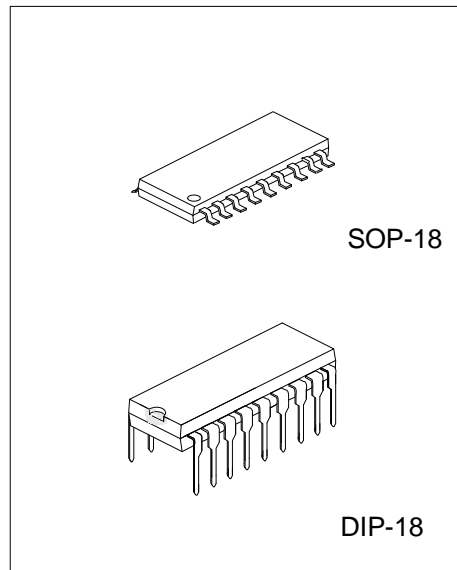
EIGHT DARLINGTON ARRAYS

DESCRIPTION

The UTC **ULN2803** is high-voltage, high-current Darlington drivers comprised of eight NPN Darlington pairs.

FEATURES

- *Output current (single output) 500mA MAX.
- *High sustaining voltage output 50V MIN.
- *Output clamp diodes
- *Inputs compatible with various types of logic

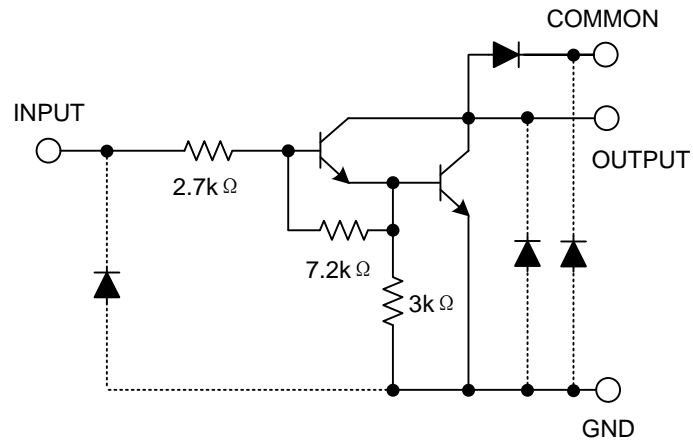


ORDERING INFORMATION

Ordering Number			Package	Packing
Normal	Lead Free	Halogen Free		
ULN2803-D18-T	ULN2803L-D18-T	ULN2803G-D18-T	DIP-18	Tube
ULN2803-S18-R	ULN2803L-S18-R	ULN2803G-S18-R	SOP-18	Tape Reel
ULN2803-S18-T	ULN2803L-S18-T	ULN2803G-S18-T	SOP-18	Tube

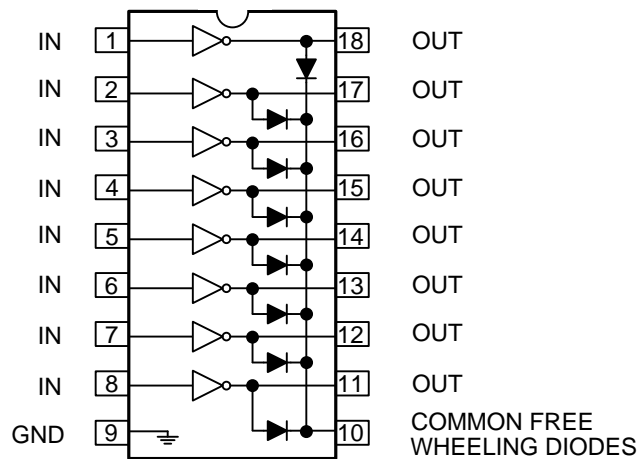
<p>ULN2803L-D18-T</p> <p>(1)Packing Type (2)Package Type (3)Lead Plating</p>	<p>(1) T: Tube, R: Tape Reel (2) D18: DIP-18, S18: SOP-18 (3)G: Halogen Free L: Lead Free , Blank: Pb/Sn</p>
--	--

■ SCHEMATICS (EACH DRIVER)



Note: The input and output parasitic diodes cannot be used as clamp diodes.

■ PIN CONFIGURATIONS



■ ABSOLUTE MAXIMUM RATINGS

PARAMETER		SYMBOL	RATINGS	UNIT
Input Voltage		V_{IN}	-0.5~30	V
Output Sustaining Voltage		$V_{CE(SUS)}$	-0.5~50	V
Output Current		I_{OUT}	500	mA/ch
Clamp Diode Reverse Voltage		V_R	50	V
Clamp Diode Forward Current		I_F	500	mA
Power Dissipation	DIP-18	P_D	1.47	W
	SOP-18		0.54/0.625(Note)	
Operating Temperature		T_{OPR}	-40 ~ +85	°C
Storage Temperature		T_{STG}	-40 ~ +150	°C

Note 1. On glass epoxy PCB (30x30x1.6mm Cu 50%)

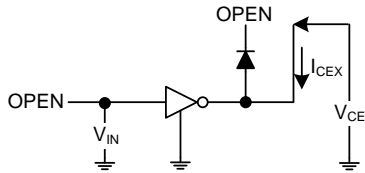
2. Absolute maximum ratings are stress ratings only and functional device operation is not implied. The device could be damaged beyond Absolute maximum ratings.

■ ELECTRICAL CHARACTERISTICS (Ta=25°C, unless otherwise specified.)

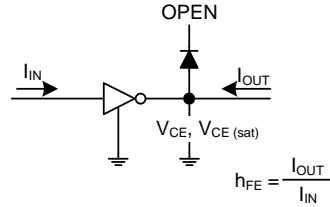
PARAMETER		SYMBOL	TEST CIRCUIT	TEST CONDITIONS	MIN	TYP	MAX	UNIT
Output Leakage Current		I_{CEX}	1	$V_{CE}=50V, T_a=25^\circ C$ $V_{CE}=50V, T_a=85^\circ C$			50 100	μA
Collector-Emitter Saturation Voltage		$V_{CE(SAT)}$	2	$I_{OUT}=350mA, I_{IN}=500\mu A$ $I_{OUT}=200mA, I_{IN}=350\mu A$ $I_{OUT}=100mA, I_{IN}=250\mu A$		1.3 1.1 0.9	1.6 1.3 1.1	V
Input Current	ON	$I_{IN(ON)}$	3	$V_{IN}=3.85V, I_{OUT}=350mA$		0.93	1.35	mA
	OFF	$I_{IN(OFF)}$	4	$I_{OUT}=500\mu A, T_a=85^\circ C$	50	65		μA
Input Voltage (output on)		$V_{IN(ON)}$	5	$V_{CE}=2.0V$ $I_{OUT}=200mA$ $I_{OUT}=250mA$ $I_{OUT}=300mA$			2.4 2.7 3.0	V
Clamp Diode Reverse Current		I_R	6	$V_R=50V, T_a=25^\circ C$ $V_R=50V, T_a=85^\circ C$			50 100	μA
Clamp Diode Forward Voltage		V_F	7	$I_F=350mA$			2.0	V
Input Capacitance		C_{IN}				15	25	pF
Turn-On Delay		t_{ON}	8	$V_{OUT}=50V, R_L=125\Omega, C_L=15pF$		0.1	1	μS
Turn-Off Delay		t_{OFF}	8	$V_{OUT}=50V, R_L=125\Omega, C_L=15pF$		0.2	1	μS

■ TEST CIRCUIT

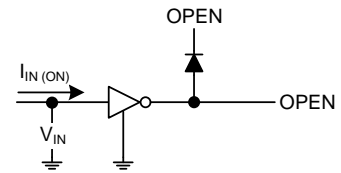
1. I_{CEX}



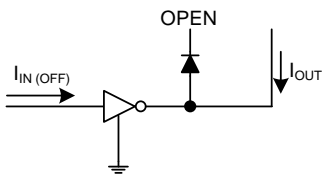
2. $V_{CE(sat)}$, h_{FE}



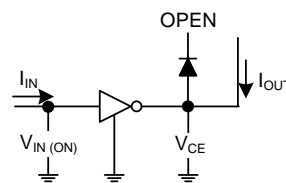
3. $I_{IN(ON)}$



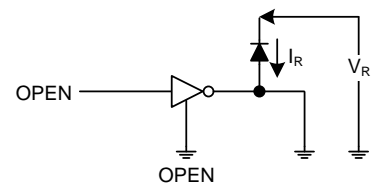
4. $I_{IN(OFF)}$



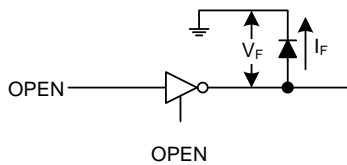
5. $V_{IN(ON)}$



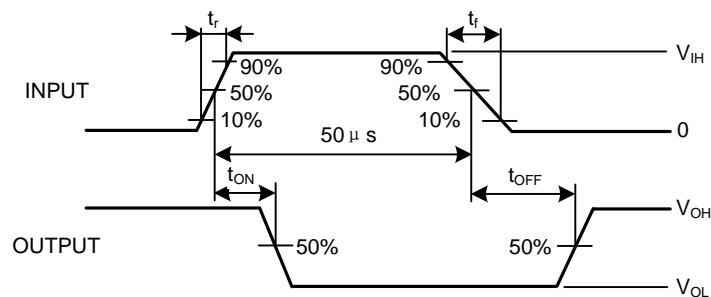
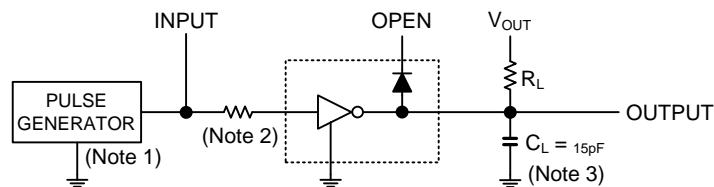
6. I_R



7. V_F



8. t_{ON} , t_{OFF}



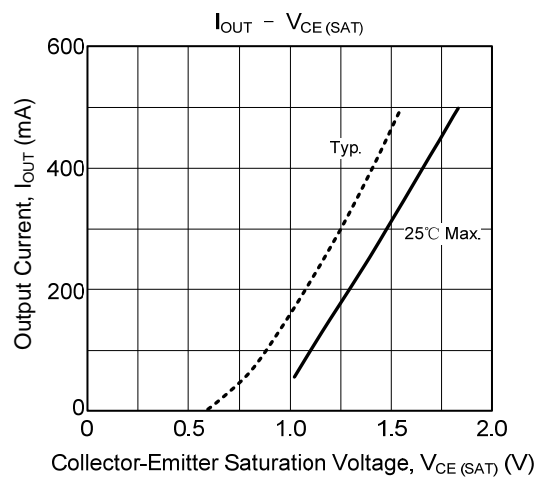
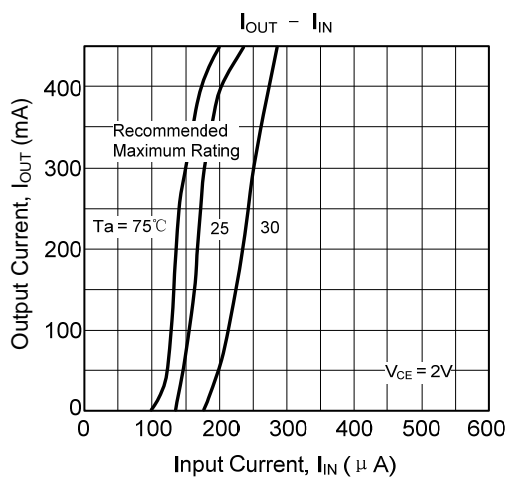
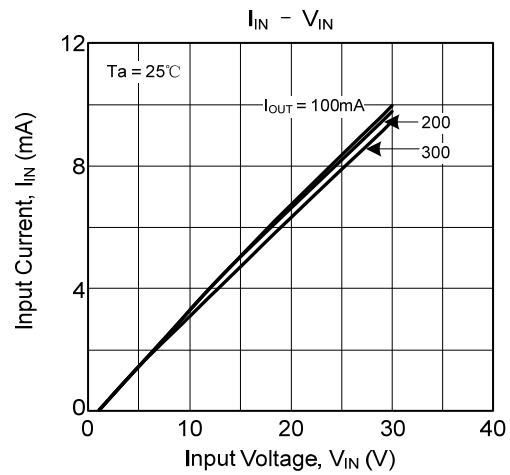
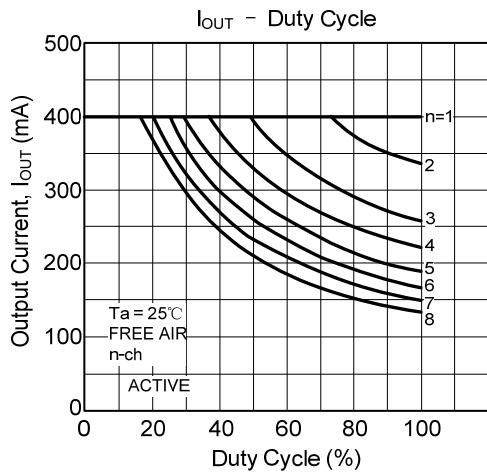
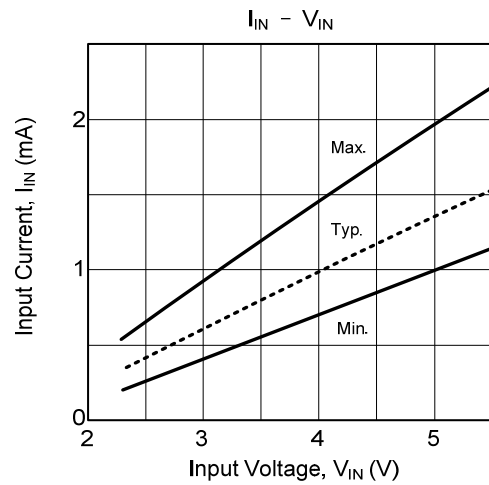
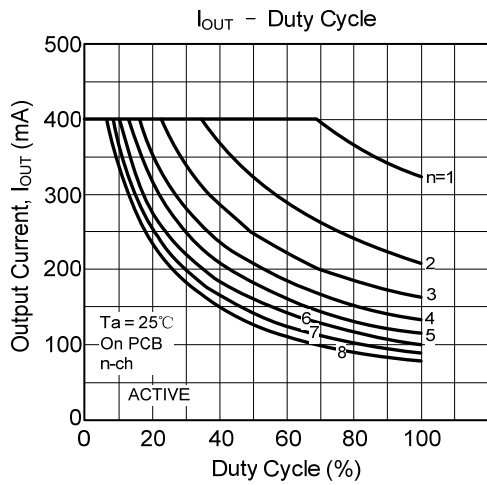
Note1: Pulse width 50μs, duty cycle 10%

Output impedance 50Ω, $t_r \leq 5ns$, $t_f \leq 10ns$

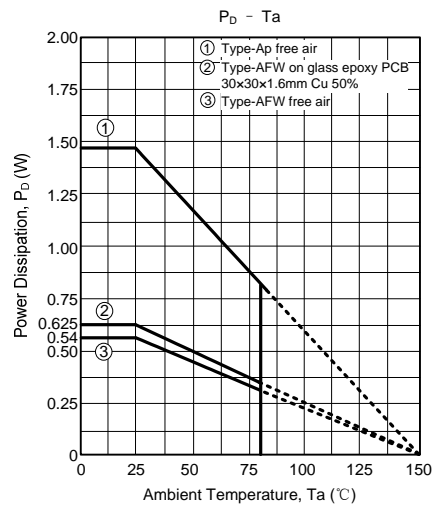
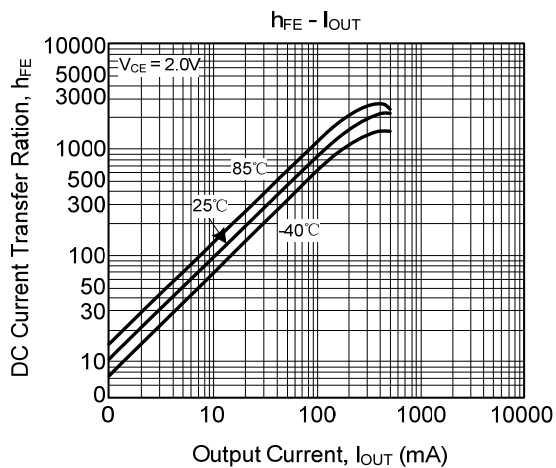
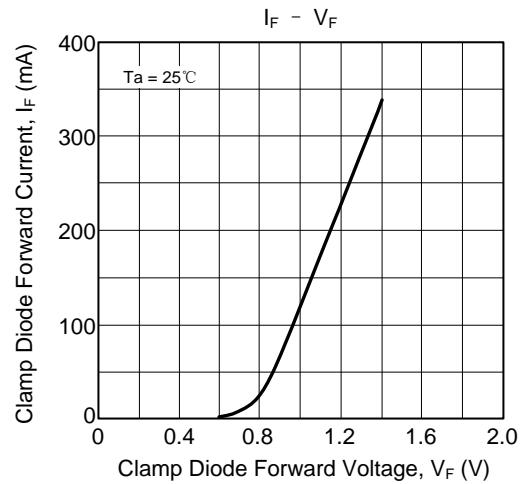
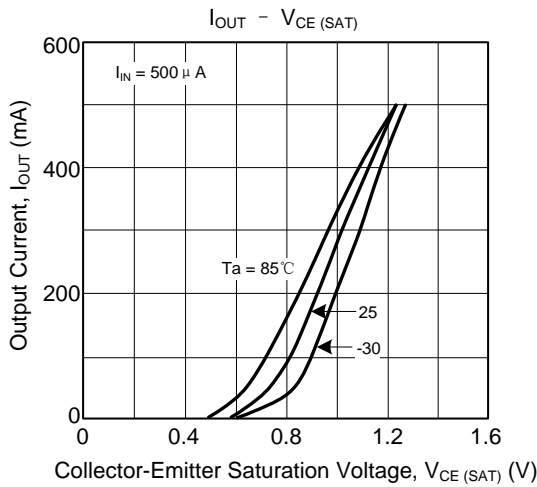
Note2: $R_1 = 0$, $V_{IH} = 3V$

Note3: C_L includes probe and jig capacitance.

TYPICAL CHARACTERISTICS



■ TYPICAL CHARACTERISTICS(Cont.)



UTC assumes no responsibility for equipment failures that result from using products at values that exceed, even momentarily, rated values (such as maximum ratings, operating condition ranges, or other parameters) listed in products specifications of any and all UTC products described or contained herein. UTC products are not designed for use in life support appliances, devices or systems where malfunction of these products can be reasonably expected to result in personal injury. Reproduction in whole or in part is prohibited without the prior written consent of the copyright owner. The information presented in this document does not form part of any quotation or contract, is believed to be accurate and reliable and may be changed without notice.